

BEVEL BRICK PRODUCT DATA SHEET



Available Sizes
200x100x6.5mm

Samples Service

Tel: +44 (0)1782 524 043
Fax: +44 (0)1782 577 379
Email: samples@johnson-tiles.com

Technical Helpline
















Tel: +44 (0)1782 524 111
Fax: +44 (0)1782 577 379
Email: techadvice@johnson-tiles.com

www.johnson-tiles.com

 Recycled Content **Up to 10%**

Range	Bevel Brick
Category	Colour, Structure
Collection	Intro Collection
Short Code	BVBR3A
Colour	Black
Finish	Gloss - Bevel Structure
Wall Suitability	Internal Only
Floor Suitability	-
Wet Barefoot	-
Material	Glazed Ceramic
Classification	BIII
Light Reflectance Value	4.00
CSV	VI

Physical Properties

Test / Standard	Requirement	Test Result
 Length/Width EN ISO 10545-2	$\pm 0.5\% \leq \pm 2\text{mm}$	$\pm 0.25\%$
 Straightness of Sides EN ISO 10545-2	$\pm 0.3\% \leq \pm 1.5\text{mm}$	$\pm 0.15\%$
 Rectangularity EN ISO 10545-2	$\pm 0.5\% \leq \pm 2\text{mm}$	$\pm 0.4\%$
 Surface Flatness EN ISO 10545-2	$\pm 0.5\% \leq \pm 2\text{mm}$	$\pm 0.2\%$
 Warpage EN ISO 10545-2	$\pm 0.5\% \leq \pm 2\text{mm}$	0.30%
 Water Absorption EN ISO 10545-3	10% to 20%	15% to 17%
 Modulus of Rupture EN ISO 10545-4	Ave 15N/mm ²	25N/mm²
 Frost Resistance Not Applicable	N/A	Not suitable
 Chemical Resistance EN ISO 10545-13	Min Class B	Class A-B (better)
 Stain Resistance EN ISO 10545-14	Min Class 3	Class 3 (better)
 Crazing Resistance EN ISO 10545-11	Pass	Pass
 UV Colour Resistance		Unaffected by light
 Scratch Hardness BS6431:Part 13/EN101	≥ 3	4
 Fire Rating		Class A1 Non Combustible
 Weight/m² Thickness: 6.5mm		13kg

Tile colours shown of the tile product on this data sheet are as accurate as the limitations of the printing process will allow. Due to the manufacturing process of all floor tiles there may be small variations in slip resistance. The slip resistance values provided are accurate at the time of testing and represent the standard production value. Please note, inadequate cleaning and maintenance will lead to a significant reduction in the slip resistance of any tiles. The pendulum test results are displayed in line with The Health & Safety Executive guidelines whereby 0 - 24 represents a high slip potential, 25 - 35 signifies a moderate slip potential and 36+ represents a low slip potential. All figures are accurate at the time of this data sheets creation (19/05/2024). Johnson Tiles Limited, Harewood Street, Tunstall, Stoke-on-Trent. ST6 5JZ. Registered in England No. 15600432. © 2024 Johnson Tiles. All rights reserved.